

FIELDS AHEAD OF THE REST
AUSTOFT 9000 SERIES



CASE IH



HIGHER PRODUCTIVITY

- New FPT Cursor 11 engine 420 hp
- New optimized hydraulic system
- +5% harvesting capacity

+5% HARVESTING CAPACITY



LOWER OPERATION COST

- Working with 1600 rpm engine
- Intelligent piston pumps

-10% FUEL CONSUMPTION

+50% ENGINE LIFE



EASIER MAINTENANCE

- Easier access on maintenance components
- New modular bolted chassis

+30.000 HOURS OF FIELD AND BENCH TESTING'S



AFS CONNECT

- Real time connectivity
- Integrated data to the management system
- Remote management of performance

AUSTOFT 9000

THE LEGACY OF A NAME REACHES THE STATE OF THE ART IN PERFORMANCE.

The Case IH Austoft 9000 Harvesters Family takes mechanized sugarcane harvesting to a new level. More powerful engine, intelligent hydraulic system and other innovations provide greater harvesting capacity at a lower operating cost.

All this update in the Case IH Sugarcane Harvesters product offering is the result of a large capital invested in development and more than 30,000 hours of field and bench testing, further improving machine reliability and delivering major reductions in Total Cost of Ownership.

POWERTRAIN

- Lower fuel consumption
- Longer engine life
- Increased engine power

COOLING SYSTEM

- Improved reliability
- Better cooling performance
- Easier service

HARVESTING SYSTEM

- Feed Rate Control – Feeding automation
- Higher harvesting capacity
- Better efficiency

OPERATION CAB

- Best in Class in visibility
- Improved ergonomic
- Intuitive Layout of commands

FRONT CHASSIS

- Stronger – Longer service life
- Easier serviceability
- Better stability (front suspension cylinder)

ELEVATOR


- Lighter
- Higher transport capacity
- Better serviceability

REAR CHASSIS


- Stronger – Longer service life
- Non-structural bolted hydraulic tanks



NEW ENGINE



HYDRAULIC SYSTEM



NEW BOLTED MODULAR CHASSIS

FAMILY AUSTOFT 9000

Based on its pioneering spirit and the fact that it is a reference in sugarcane harvesting, Case IH offers two models for the Austoft line capable of meeting the specific needs of each row spacing:

- Austoft 9900 Tracks
- Austoft 9000 Wheeled

All models in the Austoft family were developed with a focus on customer needs, on the quality of the harvesting and, above all, on the profitability of your business.

AUSTOFT 9000

- Wheeled



AUSTOFT 9900

- Tracks

PIONEER SYSTEM IN THE FIELD

In order to get the most out of this equipment, the Austoft 9000 offers several technologies to increase efficiency in the field. Among them: the renowned AFS Autoguidance system and the new telematics system that allows 4G connectivity on the machine. Those innovations provide more information and data, which generate high precision and agility in decision-making, that is, they maximize the productivity of your operation in all stages of the production cycle.



Antena Receiver AFS 372



AUTOGUIDANCE AFS:


System with automatic guidance driven by GPS in the fields increases the operation of the harvest easier even in conditions of interlaced high productivity cane fields, preventing the harvester from traveling over the rows and the ratoons. Reduces operator fatigue, increases productivity and allows you to exploit all the harvester's features.

BENEFITS


- Lower losses
- Higher Productivity Lower fuel consumption Traffic control
- Reduced fatigue
- Easier operation

The Austoft 9000 sugarcane harvesters are the first to be shipped from the factory with the new AFS Connect 4G telematics system with the first 3 years of subscription included in the package (data transfer signal subscription via cell phone) as standard. The system allows you to connect the harvester to the AFS Connect telematic portal, a platform for the integrated management of your business. The portal brings tools for Fleet Monitoring, Agronomic Management and Data Management, and was designed to help decision making in real time, in a simple and intuitive environment. Data can even travel directly from the cloud to the Plant's management system, ERP or BI.

MORE POWER, STRENGTH AND DURABILITY IN ALL COMPONENTS.



+ POWER
for the
increased
harvesting
capacity.



- Equipped with the FPT Cursor 11 engine with 420hp (310kW), replacing the Cursor 9 (358hp/260kW of power).
- Cursor 11 working rpm is 1600 rpm: lower fuel consumption and increase in hours in engine life

ARCHITECTURE	6 cyl. in line
INJECTION SYSTEM [bar]	COMMON RAIL (up to 2200 bar)
ALIMENTATION	eVGT / WG
VALVES PER CYLINDER (NUMBER)	4
VOLUME	11,1 L
DIAMETER x COURSE (mm)	128 x 144
Max POWER [hp]	420 @ 1600 rpm
Max TORQUE [Nm]	2300 @ 950 rpm
WEIGHT [Kg]	1.260
DIMENSIONS [mm] - C / W / H	1286 / 1035 / 704

Always attentive to the needs of each application, FPT offers simplified technology for those who need practicality, and state-of-the-art electronic technology in applications that require greater robustness.

In the Cursor 11 engine, the pistons are unique with the FPT re-entry double chamber technology, this ensures greater performance and fuel economy, as there is a better mixture of air with the fuel (atomization), due to the movement of the fuel mist inside the combustion chamber. They also work with Common Rail electronic fuel injection technology, which guarantees the right amount of fuel at the right moment, hence having an almost instantaneous maximum power delivery, when requested by the operation.

The New Cursor 11 engine heads have fewer moving parts (more clean), facilitating maintenance and engine adjustment operations. Another advantage of the new heads from the CURSOR line is that all of its components are inside the head itself, with no transition component.

CURSOR engines also have an inverted ignition order, so the engine vibrates less, generating the lowest noise and fuel consumption in the market.

FPT Industrial focuses a lot on the efficiency of its engines. Power Density is one of these focuses, that is, the FPT engine delivers more with an engine that is a little smaller compared to common engines on the market, and depending on the application: more efficient fuel consumption.

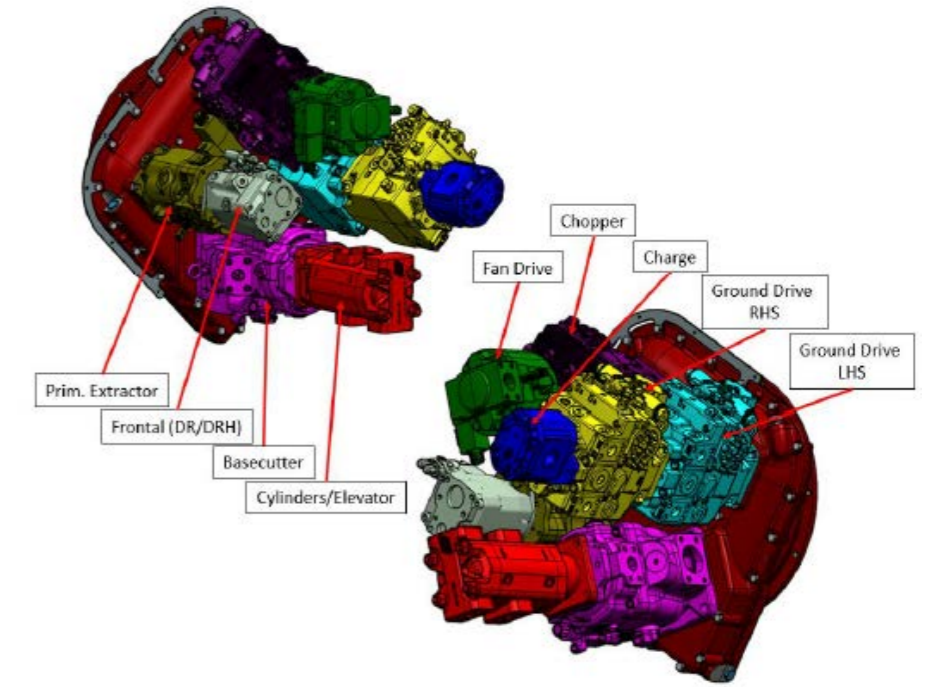
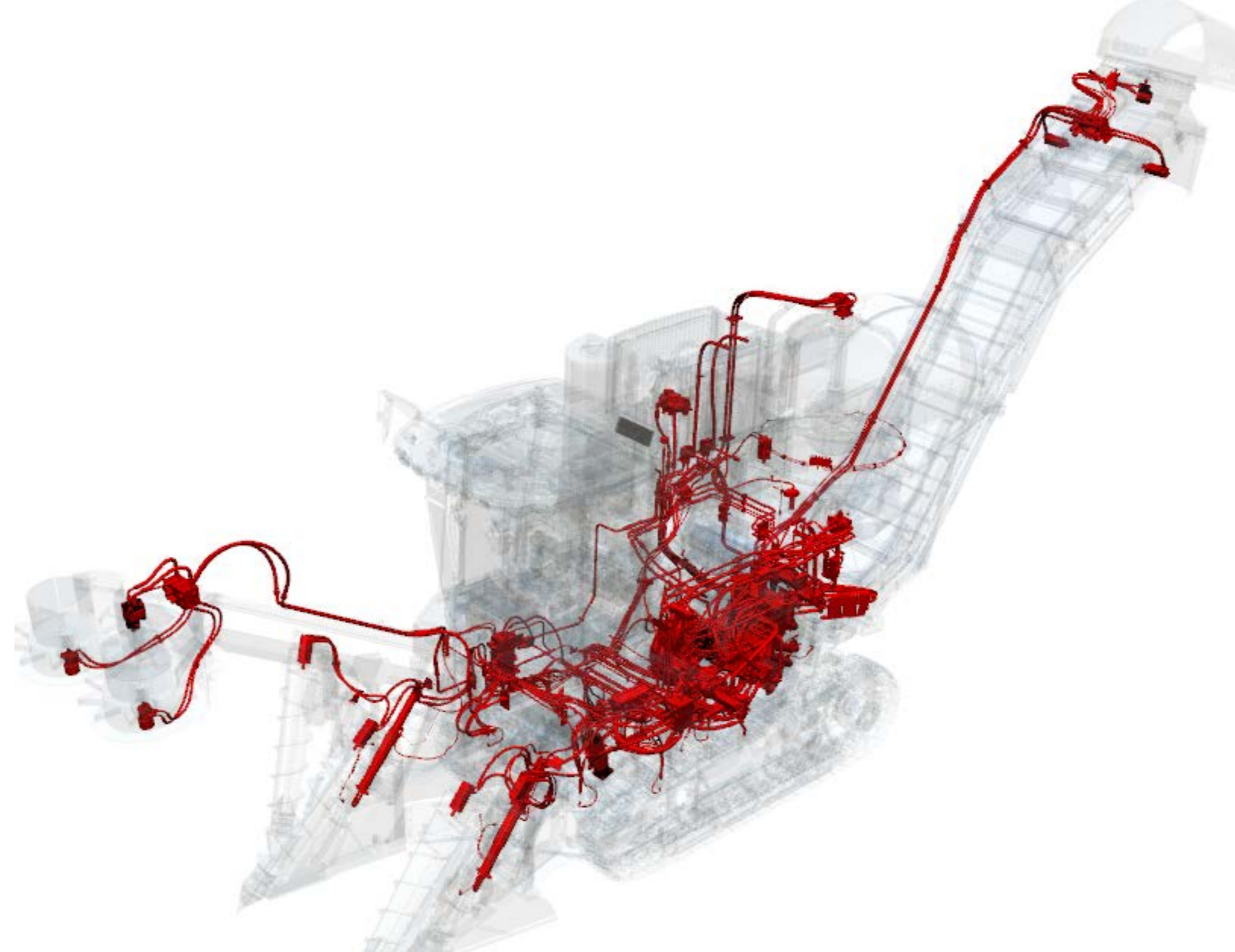
HYDRAULIC SYSTEM

The hydraulic system features intelligent piston pumps with individual electronic controllers that allow exact adjustment of the flow required for each function, without wasting power. The Closed Circuit of the traction system, in addition to the new pumps, also has an electronic fault system, which acts in an emergency situation, increasing even more the safety of the operation. Another New Closed Circuit is the Chopper System, which allows working at higher pressures and smaller engines, contributing to cost reduction and increased hydraulic efficiency.

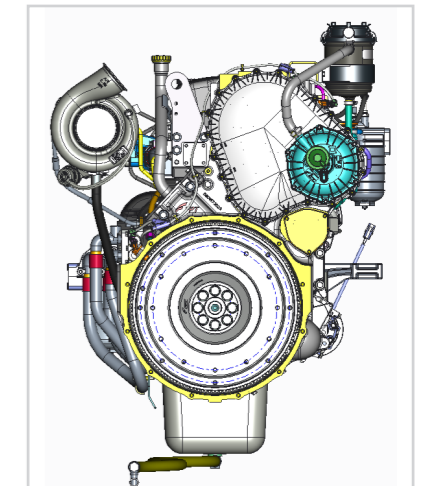
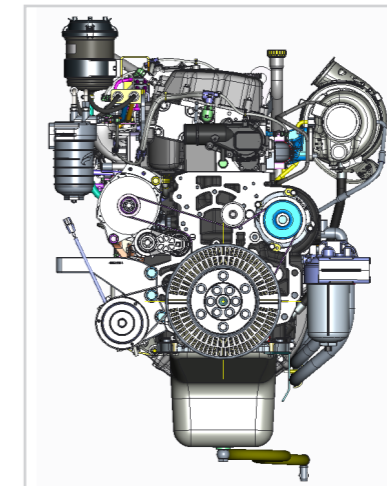
The piston pumps used in the Primary Extractor and Cooling Fan deliver greater energy efficiency, improving even more cleaning of the trash (which is already the best in class for Case IH Sugarcane Harvesters) and lower cooling power consumption (SmartFan).

Due to the better efficiency of the pumping set for harvesting functions, there is less heat generation, allowing the system to work with lower temperatures in the hydraulic oil, increasing the useful life of the components and reducing fuel consumption.

Another major evolution of the New Hydraulic System of the Austoft 9900 sugarcane harvesters is the high abrasion resistant hoses, arranged in an optimized routing, reducing the number of failures during the harvest, contributing to the reduction of downtime and hydraulic oil consumption.



- New Hydraulic System with dedicated piston pumps: more efficient use of engine power.
- Gear pumps: only on circuits with low fuel consumption demand



**DESIGNED TO
WITHSTAND IMPACTS
AND LONG HARVEST
SEASONS.**



+ SERVICEABILITY
Front and rear chassis



+ FLEXIBILITY




+ ROBUSTNESS

The 9000 series chassis is composed by modular sections joined by screws forming the main chassis:

The main structures of the Harvester are also now bolted to the main chassis :

- Upper and Lower hydraulic tank
- Primary extractor structure
- Topper Support



SMART OPERATING CONTROLS

EFFICIENCY, PRECISION AND HIGH PERFORMANCE IN OPERATIONS.



Feed Rate Control

It's a variable hydraulic flow combined with automatic controls that adjust harvesting functions based on operating conditions. It optimizes fuel consumption, prevents "chokings" and automatically acts on two levels

LEVEL 1

- Increases rpm of harvest functions based on base cutter and chopper rollers pressures.

LEVEL 2

- If increasing the rpm of the harvesting functions is not sufficient to reduce base cutter and chopper pressures, the ground speed is automatically reduced.

When base cutter and chopper roller pressures return to normal levels, ground speed automatically increases to the previous setting on cruise control.



+ NEW SYSTEM AUTO HARVEST DISENGAGE

If activated for more than 60 seconds without chopper pressure, harvesting functions are automatically disabled or reduced.

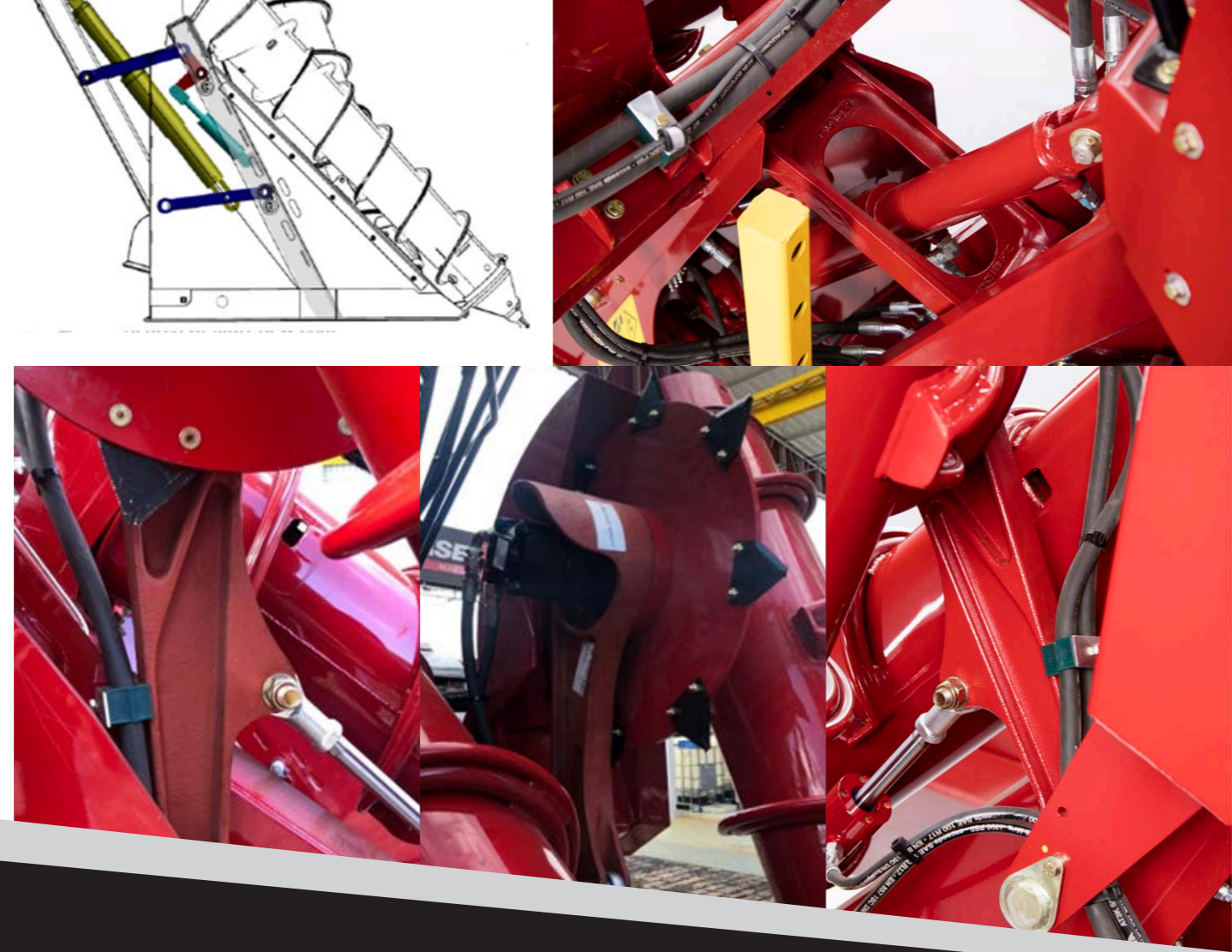


+ LOWER FUEL CONSUMPTION

And lower wearing of moving parts

RESISTANCE AND DURABILITY FOR THE WHOLE MACHINE

New crop divider and side trim arms in casting iron




 **+ DURABILITY OF THE COMPONENTS**

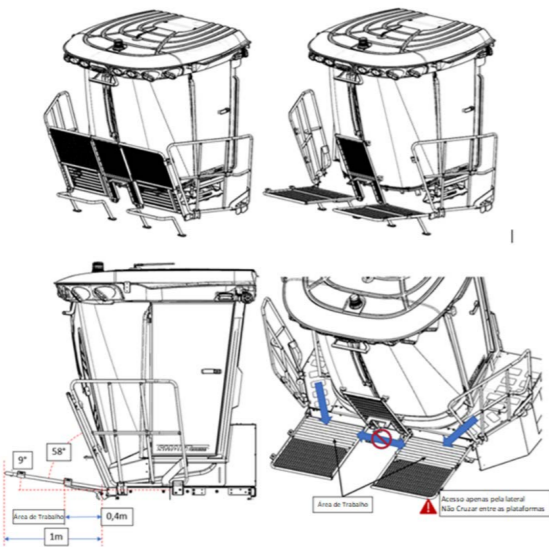

 **- HARVESTER DOWNTIME**



New suspension cylinder repositioned further to the front of the harvester making the AutoTracker system even more efficient and the response time to the suspension lift command, improving the machine front grip

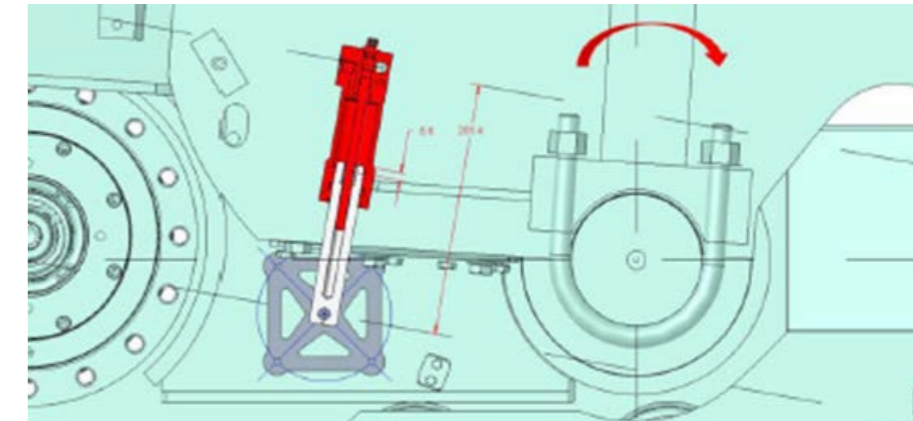


TOTAL MACHINE PROTECTION, COMFORT AND SAFETY FOR THE OPERATOR.



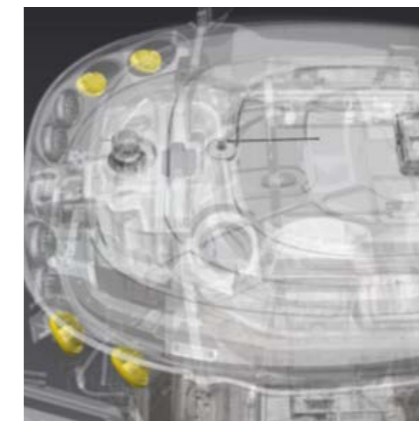
NEW WINDSHIELD PROTECTION

It is foldable and transforms into a platform that allows access to the front of the cabin for cleaning and maintenance.



NEW AUTOTRAKER

Controls the height of the base cutter, based on a reference pressure and the position of the suspension cylinder. The nitrogen cylinder was replaced by a position cylinder at the rear of the machine.



NEW "EXIT LIGHTS" SYSTEM

By placing the key in the "off" position, the lights remain turned "on" for 90 seconds, allowing the operator to exit the cab with more safety.



BETTER OPERATING ENVIRONMENT AND INCREASED PRODUCTIVITY

More intuitive symbols and commands on the right-side console and Multi functional handle.



HIGHLIGHT FEATURES

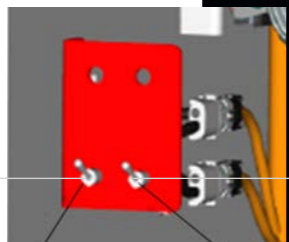
RESISTANCE AND DURABILITY FOR THE WHOLE MACHINE

NEW BATTERY COMPARTMENT

The battery compartment is now positioned close to the engine box and with easier access through the side platform. This makes battery replacement even easier, reducing machine downtime.

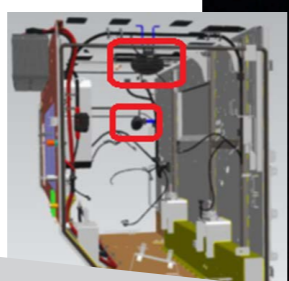
There is an external energy source close to the main switch.

Complete 12V system provides easier maintenance



LIGHTS SWITCH

- Engine Box



SERVICE LIGHT SWITCH – TOPPER

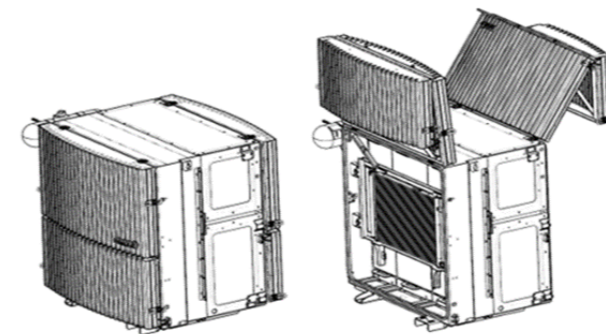
- Base Cutter



COOLING PACKAGE

New vertical radiators with a new access door.


- serviceability and reliability of the entire system.



NEW AIR CIRCUIT

Its components maintain quality of air inside the engine.

45% savings on replacement air filters with the new system.



Pre-filter with top spin cleaning system

DIESEL EXHAUST FLUID CIRCUIT (DEF - Diesel Exhaust Fluid) – Only Tier 3 and above

Components that supply DEF within the engine exhaust system include:

- Urea Tank (DEF): 70 liters
- Injection Controllers
- Filters Tube
- Urea Level Sensor
- Injector



+ NEW SERVICE LIGHTS

- The engine box now has two internal lights for maintenance in dark conditions.
- The engine service lights and the topper/base cutter switches are now positioned on the engine box, making service even easier.

MAXIMUM PERFORMANCE, WITH LOWER OPERATIONAL COST.

HIGHER PRODUCTIVITY

a. New FPT Cursor 11 Engine 420hp & New Optimized Hydraulic System

10% HIGHER

HARVESTING CAPACITY
(TESTS INDICATE 15%)

LOWER OPERATIONAL COST

a. 1600 engine working RPM and Intelligent Hydraulic Pumps

10% LOWER

FUEL CONSUMPTION
(TESTES INDICAM 18%)

50% LONGER

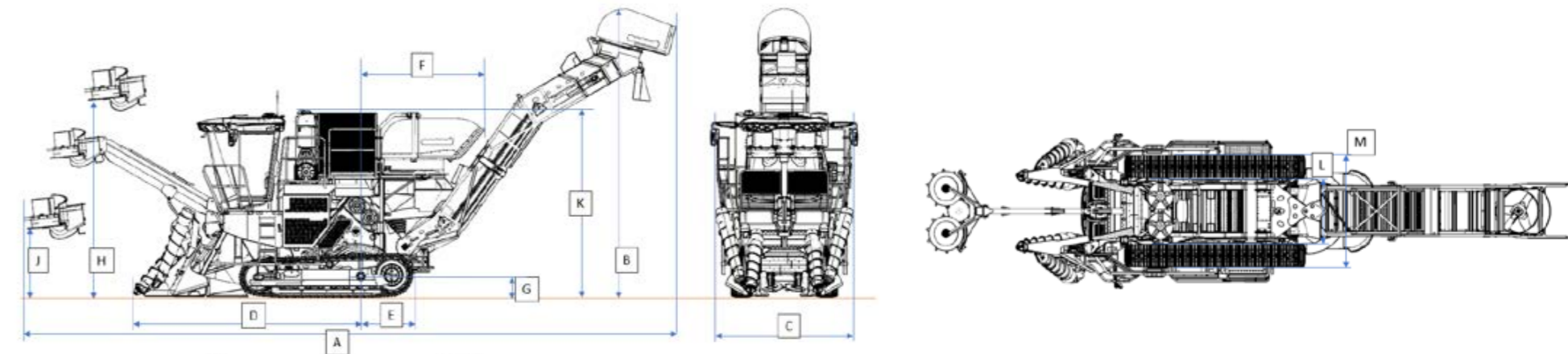
ENGINE LIFE

EASIER MAINTENANCE

a. Simple access to maintenance components
b. New Bolted Modular Chassis

**+DE 30.000 HOURS OF FIELD
& BENCH TESTING**

DIMENSIONS



1. Elevator 900 mm
2. Standart Topper
3. Dimension of Line Dividers
(Closed Mirrors) | To open + 230 mm
4. Axle width: Standart
(1880mm) / track shoes 16"
5. Main Chassis: Standart

ITEM	DESCRIPTION	Austoft 9900	Austoft 9900 DA
A	Total length	13.930 mm	14.280 mm
B	Total Height	6.340 mm	6.340 mm
C	Total Width	3.040 mm	3.430 mm
D	Axle center to tip of crop divider	5.100 mm	5.230 mm
E	Axle center to rear limit of tracks	1.150 mm	1.150 mm
F	Axle center to rear limit of primary extractor hood	2.710 mm	2.710 mm
G	Axle center to the ground	450 mm	450 mm
H	Topper max height	3.890 mm	3.890 mm
J	Topper min height	890 mm	890 mm
K	Maximum Height (Non-Retractable)	4.240 mm	4.240 mm
		4.110 mm	4.110 mm
L	Internal distance between tracks	1.410 mm	1.970 mm
M	External distance between tracks	2.350 mm	2.810 mm

SPECIFICATIONS

TECHNICAL CHART

AUSTOFT 9000/9900	
ENGINE	
Model:	FPT Cursor 11
Volume:	11,1 litros
cylinders:	6 in line
Power:	420 cv (310 kW) a 1600 rpm
Injection system:	Common Rail
Tier	0/ Tier 3 / Stage V
Alternator	185A 12V
COOLING SYSTEM	
Type:	Fixed screen radiator package for air intake
Location:	Harvester upper part
Smart Fan:	Fan with variable speed control
OPERATOR CAB	
n° of doors:	2
	Air conditioning and heater
	Operator's seat with air suspension
	Training seat
	Monitor PRO700+
	Monitoring of all harvesting, maintenance and precision farming functions integrated into the PRO700+ monitor
	Customizable screens with alerts of irregularities or failures by the monitor
	Emergency shutdown system in the absence of the operator
	Windshield wiper and washer
	Split rearview mirrors with impact protection
	Cabin and instrument panel lighting
	Steering and electronic transmission by joystick or steering wheel in tire model
	Multifunctional handle/ transmission lever / operation buttons next to the armrest
	Fuse panel for all circuits

AUSTOFT 9000/9900	
REVERSE ALARM WITH SECURITY BEACON	
	Beacon Lights (rotating safety beacon)
	8 cab mounted LED headlamps
	Tilting cabin with pre arrangement for radio and autopilot
	Optional: CASE IH AFS Guide autopilot
TRANSMISSION	
Type:	Hydrostatic with variable speed forward and reverse
Ground speed (wheeled version) :	0 a 20 km/h
Ground speed (track version) :	0 a 9 km/h
CHOPPER	
Blades per roller:	4
Drums diameter:	380 mm
throwing rubbers:	standard
Adjustable Deflector Plates	
Reversible hydraulic drive	
Blade width:	65mm (replaceable)
Billet length adjusted by cabin	
Optional:	3-knives roll
TRACKS	
Type of chain:	greased
Bent track shoes with agricultural design	
Track width:	406mm (16")
Guides:	Heavy Duty
Options:	Track with greased chain of 18"; Sealed and lubricated 18" ; 16" sealed and lubricated
KNOCKDOWN ROLLER	
	Hydraulic and reversible drive
	feeding slats design
	Severe Conditions Kit: Available through parts

AUSTOFT 9000/9900	
	Knockdown roller width: 1080 mm
FEED ROLLERS	
Number of rollers:	5 lower fixed and 5 upper floating
	Hydraulic and reversible drive
	Floating rollers with rubber stoppers
	Rolls width: 900mm
BUTLIFTER ROLLER	
	Hydraulic and reversible drive
	Hollow paddle (standard); closed flaps optional
	3 paddle (standard); 4 paddle (optional)
	Width: 900mm
CAPACITY	
Fuel:	620 litros
Hydraulic oil:	500 litros
OTHER ITENS	
	3 operational cameras
WEIGHT	
Austoft 9000:	17.360kg
Austoft 9900:	20.750 kg



0000-H13






caseih.com

Abtem fugitem quatiorem simus, sim quos dem ipsam eicipis dundusam sectissendi beatio. Orio blaut mo quiatur mil ipsae vitius anditi commolum et odigentur sint iunt estion persper rovitās pratur, ut velit, cus rereici endion pro que re, cusciae. Apientur mos ut ea il il mossinv elitio conesti que officil lantis res eum ipsunt aspedit, cuptis etur?Ut aut hic totatibus duciet volēs nes dolest lab issitia quo es si od quia delendi stiatec taturi volorepudi ad utempor poremodi voluptatium, officistrum res doluptia vel et is alibus, consequē dolora que nia quo volorum estliis sanis am apidunt omnimū antemporro que essimi, sam ipiet landebita conem. Itatur molupid quaeepeditate asimi, torecab is dolorrore voluptate am inveribuste vero iusa con eataspit volorae pa sit que cum volorem. Harum iliquae At. Porepelia dionemque iusae landantias aut velit ilignis as min pero dit, sequodituri santem duscuis que am qui dolorporro corioriatem sint aut quid. JOBNUMBER0010

CASE IH