

CASE II
AGRICULTURE

AFS
CONNECT

STEIGER[®]





EXPERIENCE FARMING THE WAY IT SHOULD BE

Each day, agriculture delivers new challenges and opportunities. One constant is your desire for independence, mapping your own path and seeing your operation succeed. The freedom to act on your own choices also defines the new AFS Connect™ Steiger®. For over 60 years, Steiger series tractors have helped producers like you get more from the job in demanding conditions. Now, with the power of AFS Connect, we'll help you find new ways to maximise your yield potential and return on investment, while minimising your fuel consumption, work hours and stress.

LOOKING FOR MORE TIME? OPTIMISE IT

The technology embedded in the completely redesigned cab is your key to unlocking a level of connectivity never before seen in a Case IH Steiger tractor. The new AFS Vision Pro operating system enables you to configure precision farming functionality, tractor systems and connectivity with integrated solutions. This comes without sacrificing the power, efficiency, durability and productivity that Steiger tractors are known for.

The AFS Connect Steiger integrates the technology you demand into one easy-to-use package. Test drive a tractor today to experience it for yourself.



AFS CONNECT STEIGER

Freedom to Farm Your Way	4-5
High-Efficiency Farming	6-7
Cab Updates	8-9
AFS Connect Steiger At-A-Glance	10-15
Engine and Transmission	16-17
The Steiger Family	18-19
Serviceability and Support	20-21
Specifications	22-23

THE FREEDOM TO FARM THE WAY YOU WANT

AFS Connect lets you remotely monitor and manage your farm, fleet and data, enabling you to optimise your performance, productivity and flexibility. Visualise your equipment and place information at your fingertips so you can successfully manage your operations anytime, anywhere.



FARM MANAGEMENT

MAXIMISE DAILY PRODUCTIVITY

Easily organise your paddocks, applications and agronomic data to gain better insights.

- View every paddock operation, from tillage all the way to harvest and beyond.
- Generate satellite maps to help visualise multiple layers of agronomic data to make more informed decisions.
- Push guidance lines, boundaries and prescriptions to equipment remotely.

FLEET MANAGEMENT

WORK SMARTER BY TRACKING EQUIPMENT

Achieve peak performance by maximising uptime and efficiency.

- Receive notifications and view critical operating parameters.
- Monitor current and historical machine performance.
- Plan and execute maintenance on connected vehicles.
- Coordinate your Case IH machines.
- Remote display viewing enables the farm manager or dealer to view—with the permission from the operator—what is on-screen in the cab of the tractor.

DATA MANAGEMENT

CONNECT AND SECURELY SHARE YOUR FARM DATA

Gain relevant agronomic insights that connect you to your farm down to the paddock level.

- AFS Connect helps you seamlessly manage, share and move data—all while ensuring you stay in complete control.
- Securely share your data and relevant equipment information with trusted partners.
- Invite your dealer to view relevant farm, paddock or paddock operation data for fast, transparent communication.





PRODUCTIVITY AND CONNECTIVITY MADE EASY

The AFS Connect Steiger series tractor sets a new standard for what connectivity and productivity can mean to your farming operation. Whether you are in the cab or 300 kilometres away, you have the ability to connect to your AFS Connect Steiger tractor. You now can remotely monitor your Steiger. View the same screen the operator is seeing, and transfer data both to and from the tractor to trusted APIs, your home operation or any other location you're connected to.

FULL REMOTE VISIBILITY

Sometimes, life gives you moments you can't afford to miss. Whether that's at the sporting field or simply joining the family around the dinner table, AFS Connect helps put you where you want to be. You don't need to be in the cab to see exactly what the operator is seeing. You can remotely view an AFS Pro 1200 display from wherever you are. Integrated solutions link your farm, fleet and data. AFS Connect helps you optimise your time by delivering the information you need to make better, more-informed management decisions.

- **Remote Display Viewing.** Enables a farm manager or dealer to remotely see—with the operator's permission—exactly what is on screen in the tractor cab.
- **Remote Service Support.** There's no time for downtime. Now, you can work with your local Case IH dealer to remotely diagnose maintenance and service issues and identify the parts you need to stay up and running.
- **Remote Software Updates.** Your local Case IH dealer can remotely update your operating firmware wirelessly to take advantage of new features, functionality and enhancements.



AN ALL-NEW CAB ENVIRONMENT LIKE NO OTHER

The new AFS Connect Steiger cab is finished with an automotive quality feel and designed to provide an in-cab experience like no other. The redesigned and ergonomic MultiFunction Handle and new MultiControl Armrest puts 95% of your most used functions right at your fingertips, with easy to use and programmable controls, minimising operator fatigue. Additional convenient cab features like 29 total outlets—including power charging, 12V power ports, diagnostic ports and a 240V power outlet—keep your devices fully powered at all times. Plus, monitor mounts, added storage and additional cup holders are available for use. The AFS Pro 1200 display has a crystal clear LCD screen that is fully customisable to provide critical information in a simple and easy-to-use format.

A completely new pressurised HVAC (Heating, Ventilation, and Air Conditioning) system provides optimal cab comfort with more vents and louvers to increase air flow around the operator. This allows operators to stay pleasantly cool on hot days and warm on cold days.



- A** Luxury leather, heated/ventilated seat with 40-degree swivel
- B** Molded floor mat
- C** Luxury leather instructor seat
- D** New wider, larger windshield wipers
- E** Telescoping steering wheel with memory lock

- F** Instrument cluster with key machine information
- G** AFS Pro 1200 display
- H** Redesigned MultiFunction Handle
- I** Colour-coded, configurable, electro-hydraulic remotes (EHR)
- J** Encoder knob

- K** RAM device mounts
- L** Leather MultiControl Armrest
- M** USB, 3 pin and system data, and power ports (not pictured)
- N** Storage/cup holders (not pictured)

AN OPERATOR ENVIRONMENT ABOVE THE REST

Case IH engineers used years of research and input from our most qualified experts — you. The result is an interior that blends simplicity, control and luxury like you've never experienced in a tractor cab before.

- A** Pre-programmed hot keys
- B** Exclusive front and rear independent, automatic differential locks
- C** Ninth programmable hot key button provides more shortcut options
- D** Configurable hot keys 1–4
- E** Configurable hot keys 5–8
- F** Configurable, colour-coded electro-hydraulic remote (EHR) levers
- G** New 12-in. AFS Pro 1200 display with touch screen and Bluetooth® capabilities — powered by the new AFS Vision Pro operating system that is just like using a smartphone or tablet



MULTIFUNCTION HANDLE

Puts 95% of the commonly used controls at your fingertips.

EXCLUSIVE SPLIT THROTTLE

Available with CVTDrive transmission which allows you to set upper and lower engine RPMs to keep you in total control.

MULTICONTROL ARMREST

Proven design now features an encoder for total control at your fingertips.

AFS CONNECT STEIGER QUADTRAC

Case IH industry-leading Quadtrac technology features four individually driven, positive drive, oscillating tracks. Each track maintains constant contact with the ground for a smooth ride, optimal ground pressure, superior flotation and better traction.



TRI-STRIPE DECAL

Updated styling reflects the latest design seen only on new Case IH tractors and reminds us of three key points found in every AFS Connect Steiger: **easy-to-use technology, ultimate comfort with ergonomic control and superior power to the ground.**

CVTDRIVE TRANSMISSION

Steiger was the **first articulated high-horsepower four wheel drive tractor with a continuously variable transmission.** With models up to 508 rated engine HP.

LED GRILLE MOUNTED WORK LIGHTS

Operate whenever you need to with lights that provide superior visibility at night.

EXCLUSIVE DUAL COOLING SYSTEMS

The Steiger 550 and 600 feature a low-pressure cooling circuit system that provides increased power along with fuel efficiency. The two-stage turbocharger system includes a small turbocharger that delivers low-RPM responsiveness and a second, larger one for maximum boost at high RPMs. Each turbocharger has its own load cooling system to provide 40 percent faster response under load.

AFS VECTOR PRO RECEIVER

Consolidated components **improve guidance consistency and line acquisition.**

INTUITIVE CVTDRIVE CONTROLS

Exclusive split throttle design for CVTDrive models is **simple and easy to use.** Set your engine RPM and the CVTDrive transmission allows the engine to work throughout the entire range to achieve the perfect balance of power and efficiency.

POWER ADJUSTABLE MIRRORS

Electronic telescoping mirrors are controlled from the tractor cab for effortless adjustments (model dependent).



LED LIGHTS

New customisable LED lights provide enhanced front and side visibility, allowing the operator the freedom to customise which lights should be on or off as needed for their operation (model dependent).

360-DEGREE EGRESS LIGHTING

Located at every angle around the tractor to give you better visibility upon exiting the cab in low light situations (model dependent).

TRI POINT OSCILLATION

This standard feature on all AFS Connect Steiger tractors transfers more weight to the front which provides **50/50 weight splits under load providing increased traction and reduced compaction.**

CAST UNDERCARRIAGE SYSTEM


Heavy-duty cast undercarriage designed by Case IH engineers for the rugged frame of Steiger tractors for enhanced durability and reliability.

STANDARD 4-POINT CAB SUSPENSION

Stabilises front-to-back, side-to-side and up-and-down motions creating a smooth ride regardless of terrain.

EXCLUSIVE TRACK TECHNOLOGY

Self-adjusting tracks eliminates the need for tools and keeps you up and running.



AFS CONNECT STEIGER ROWTRAC

The AFS Connect Steiger Rowtrac is available in 400, 450 and 500 models with either the PowerDrive or CVTDrive transmission options, Rowtrac models provide 50/50 weight splits for low ground pressure to increase yields, plus the added value of the ability to do post emergence work activities.



FRONT AND REAR CAMERAS

AFS Connect Steigers will come with a Camera ready option (Standard Cab) or a front and rear mounted camera (Luxury Cab) with the option of adding 2 more cameras. These cameras improve visibility with multiple feeds.

LED GRILLE MOUNTED WORK LIGHTS

Operate whenever you need to with lights that provide superior visibility at night.

LARGER ENGINE AIR INTAKE

Improves engine efficiency and provides longer air filter life.

TRI-STRIPE DECAL

Updated styling reflects the latest design seen only on new Case IH tractors and reminds us of three key points found in every AFS Connect Steiger: **easy-to-use technology, ultimate comfort with ergonomic control and superior power to the ground.**

APM TRANSMISSION MODE

Allows the transmission to act like a continuously variable transmission, providing just the power you need to pull the load at the speed you set.

LED LIGHTS

New customisable LED lights provide enhanced front and side visibility giving operators the freedom to program them to meet their operations' specific needs.

HEAVY DUTY THREE-POINT HITCH OPTION

Three-point hitch option can lift up to 9071 kg.

SELF TENSIONING TRACK SYSTEM

The self tensioning track system is built into the suspension mounts on each undercarriage.

EXCLUSIVE 21-INCH TRACK OPTION

An **exclusive 21-inch track option** for Rowtrac tractors, available factory fit from Case IH, provides a great post-emergence crop activity option.

FASTER ROAD SPEED

Improved track and roller wheel design enables **road travel speed at up to 40 kph.**


LARGER FUEL TANK

The AFS Connect Steiger Rowtrac tractor features a new larger 1287 litre fuel tank allowing producers to work longer days for increased productivity.

Row Crop Spacing	Rowtrac Operating Width	Rowtrac Track Widths
20-inch rows	Standard 80 in. (203.2 cm)	18 in. (45.72 cm)
22-inch rows	88 in. (223.52 cm)	18 in. (45.72 cm)
30-inch rows	120 in. (304.8 cm)	18, 21, 24 in. (45.72, 53.3, 60.96 cm)
40-inch rows	Standard 80 in. (203.2 cm)	18, 21, 24, 30 in. (45.72, 53.3, 60.96, 76.2 cm)

AFS CONNECT STEIGER WHEELED

4WD force makes Steiger wheeled tractors ideal for everything from pulling large planters and strip-till rigs to towing chaser bins. Plus, get more traction and less compaction with a longer wheelbase and the tallest factory-fit row crop tires in the industry.



POWERDRIVE POWERSHIFT TECHNOLOGY

The time-tested and fluid-efficient PowerDrive powershift does more than just shift gears. With the latest Steiger enhancements, it takes 20 percent less time to shift from first gear to 16th gear, saving you fuel, lowering operating costs and reducing fatigue. And during shuttle operation, a producer can change direction 38 percent faster than before.

NEW FRONT CAB ROOF MOUNTED LED LIGHTS

New customisable LED lights provide **enhanced front and side visibility** giving operators the freedom to program them to meet their operations' specific needs.



STANDARD ADVANCED STEERING SYSTEM

The Case IH Advanced Steering system **gives an operator smoother and more precise control of the tractor and implement at every speed and now comes standard on every Steiger tractor.** Transitioning between roading and paddock operations is easier unlike previous systems that required four full side-to-side-turns for paddock applications, this system only requires 3 1/2 turns. The steering now has **three modes of adjustment—slow, medium and fast**—so you can tailor the steering to your applications.

STRUCTURAL STEEL FUEL TANK

Every AFS Connect Steiger fuel tank is made of durable structural steel, unlike competitive offerings. This important design difference adds additional weight and strength to the Steiger chassis.



STANDARD HEAVY-DUTY AXLES

All AFS Connect Steiger tractors feature massive heavy-duty axles that can **carry up to 29937 kgs (model dependent) of gross vehicle operating weight.** Steiger 550 and 600 have axles **5.5 inches in diameter with 18-bolt hubs** and also feature **unparalleled braking and hydraulic pressure** for feel and modulation. It all adds up to greater strength and durability. All new AFS Connect Steiger **500 models feature new heavier 5 inch bar axles on both ag and scraper versions.**

MOST POWERFUL WHEELS ON THE MARKET

It's one thing to produce a lot of horsepower. The **Nebraska Tractor Test Laboratory proved** the Steiger 620 wheeled tractor does that better than any other and the Steiger 580 set the second-highest drawbar fuel economy ever recorded. But, what really matters, and where the Steiger lineup excels, is moving this industry-leading power efficiently throughout the tractor and, ultimately, to the ground and implement being pulled. **Superior tractive capabilities using automatic differential locks reduce slippage in difficult paddock conditions.**

PROVEN ENGINES

The Case IH FPT engine has passed every challenge and is built with efficiency in mind. Case IH FPT 12.9-L engines incorporate patented fluid-saving technology for greater productivity that produce more power using less fuel. With 600 hour oil-change intervals, achieve greater fluid efficiency and lower operating costs.

EFFICIENT POWER IN ANY APPLICATION

With two industry-leading transmissions to choose from, Case IH can deliver the optimal choice to match your operation's requirements.

CVTDRIVE CONTINUOUSLY VARIABLE TRANSMISSION

Industry-leading CVTDrive delivers the exact speed for your operation without compromise. The CVTDrive transmission is the highest-horsepower continuously variable transmission in the industry — 508 rated HP on the AFS Connect Steiger 500.

POWERDRIVE POWERSHIFT TRANSMISSION

The world record-setting rugged and proven 16-speed PowerDrive powershift transmission delivers ultra-smooth shifting, reducing operator fatigue and provides optimal power transfer for maximum productivity.

Steiger Wheeled, Quadtrac and Rowtrac Lineup

Model	400	450	500	550	600
Rated Engine Power	406	457	508	558	608
Powerdrive Transmission available	✓	✓	✓	✓	✓
CVTDrive Transmission available	✓	✓	✓	N/A	N/A
Rowcrop Narrow Frame	✓	✓	N/A	N/A	N/A
High Power Wide Frame	N/A	N/A	✓	✓	✓
Rowtrac Version	✓	✓	✓	N/A	N/A
Quadtrac Version	N/A	✓	✓	✓	✓
Scraper Wheeled	N/A	N/A	✓	✓	✓

NB: Quadtrac 450 is large frame and Rowtrac 500 is narrow frame



INDUSTRY LEADING POWER AND PERFORMANCE

Case IH Tier 2 engines by FPT - featuring common rail fuel systems for 550 and 600 models -- offer power, performance and fuel economy. They also deliver more low-end torque to allow the engine to lug down and recover more quickly.

STRONG

- 12.9-litre engines with FPT technology provide leading fuel efficiency while maximising power.
- **Up to 10 percent power growth** to maximise performance in the toughest conditions.
- Steiger 550 and 600 models feature a two-stage turbocharger system with separate cooling system, delivering 40 percent faster response under load.

SMART

- **Exclusive** engine brake option comes standard.
- Saddle fuel tanks on select models to increase efficiency and extend uptime.

PROVEN

- Designed and tested at the Case IH Burr Ridge, Illinois, facility and in the paddock and on the farm by customers for customers to maintain an exceptional standard of durability and reliability.
- Service data can be wirelessly sent to your local Case IH dealer for remote diagnostics and quicker response time.



12.9L engine ▶

THE NEW AFS CONNECT STEIGER FAMILY: FREEDOM TO CONNECT AND CONFIGURE THE WAY YOU WANT

Farmers and contractors alike will find a fit for their operations in the power and versatility of the five models and 27 configurations of AFS Connect Steiger tractors. As the leader in 4WD industry innovation, this lineup is ready for handling large-scale planters and tillage tools, moving tons of earth and operating nimbly between emerging crop rows. That's what it means to be Steiger Strong — a combination of power, performance, flexibility and superior operator comfort that is unequaled.



CONFIGURATIONS TO FIT ANY OPERATION

The New AFS Connect Steiger tractors can be configured to fit your operation regardless of how demanding your application is.



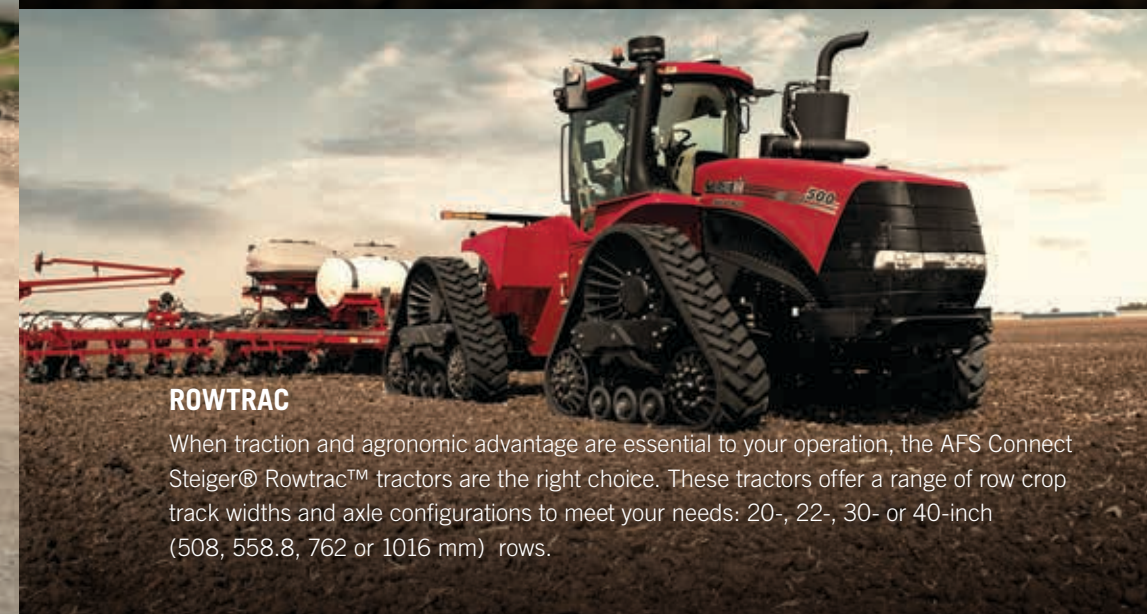
WHEELED

High-horsepower row crop tractors deliver industry-leading fuel efficiency for maximum productivity. With reliable power, advanced hydraulics and an industry-best turning radius, no job is too tough.



QUADTRAC

More than 20 years of industry-leading track technology can be found in every AFS Connect Steiger Quadtrac® tractor, which features four individually driven, positive-drive oscillating tracks.



ROWTRAC

When traction and agronomic advantage are essential to your operation, the AFS Connect Steiger® Rowtrac™ tractors are the right choice. These tractors offer a range of row crop track widths and axle configurations to meet your needs: 20-, 22-, 30- or 40-inch (508, 558.8, 762 or 1016 mm) rows.



SCRAPER

AFS Connect Steiger scraper models are proven workhorses, moving earth at the lowest possible cost per yard.



SERVICEABILITY AND SUPPORT

Whether you are three kilometres or 300 kilometres away, you can get the support you need from your knowledgeable Case IH dealer. New features on the AFS Connect Steiger tractor allow them to better support you and your fleet remotely — and in real time. And when you do need service, they are ready to help you eliminate unnecessary downtime. There is no more waiting for a service truck to drive to the farm to diagnose an issue or driving around looking for the right part.



DAY-TO-DAY SERVICE HAS NEVER BEEN EASIER

Checking transmission oil, hydraulic fluid or filters is easier than ever before. **Ground-level fluid checks** from a single location near the cab entry help you to stay on top of maintenance. And an industry-leading **600-hour engine oil service interval** keeps you in the paddock.



KNOWLEDGEABLE DEALERS WHO WORK WITH YOU

Case IH dealers understand the need to optimise your equipment return on investment. Your dealer will work with you to configure an AFS Connect Steiger to fit your operation and provide the support you need to maximise its value.



UNBEATABLE CONNECTIVITY

When you have questions about Case IH equipment maintenance, there's no time to lose getting back in the paddock. Speak to your Case IH Dealer today about the online solutions available directly from your tractor cab.



SPECIFICATIONS	400 / WHEELED / ROWTRAC	450 / WHEELED / ROWTRAC/ QUADTRAC	500 / WHEELED / ROWTRAC / QUADTRAC
ENGINE			
Engine Type	Case IH FPT Tier 2 12.9L (787 cu.in.)		
Engine HP @Rated RPM	406	457	508
Maximum Engine HP	446	502	558
Rated RPM 2100 Peak Torque @ 1400RPM (Nm)	1924	2161	2400
PTO HP	340	385	430
ELECTRICAL			
Alternator/Battery/Battery Isolator	12 Volt 240 amp/2 1000 cranking Amps/ Yes		
Starting Power	24 Volt with solenoid switch		
TRANSMISSION/PTO			
Transmission (Standard/Optional)	Powerdrive full-powershift 16F/2R with 16 Hi (40kph)/ CVTDrive (40kph)		
PTO- Optional	1000RPM- 1 3/4 in.shaft		
AXLES			
Axle Diameter	127mm (5.0 in)		
Axle Bar Width (Wheeled)/Track Spacing (Rowtrac/Quadtrac)*	3048mm (120 in) / 2032mm(80 in), 2235mm (88 in) or 3048mm (120 in)/ 2235mm (88 in)		
Wheelbase Wheeled / Rowtrac / Quadtrac	3759mm (148 in) / 4064mm (160 in)	3759mm (148 in) / 4064mm (160 in)/ 3912mm (154 in)	3912mm (154 in) / 4064mm (160 in)/ 3912mm (154 in)
Automatic Differential Lock	Standard		
HYDRAULICS			
Remote Valves (Standard/Optional)	6 / up to 8 (only 5 remotes available on Rowtrac with linkage)		
Case IH Twin Flow Pumps	427l/min		
DRAWBAR AND HITCH			
Drawbar Vertical Capacity for Wheeled and Quadtrac only	4990kg (optional 6804kg)		
Optional Linkage Type	Cat IV-N		
Optional Linkage Lift Capacity	8900kg (Quadtrac 8949kg)		
CAPACITIES			
Fuel Tank	1173L (1287L for Rowtrac)	1173L Wheeled and Quadtrac, 1287L Rowtrac (1779L option for Quadtrac 450)	1173L Wheeled and Quadtrac (optional 1722L for 500 Wheeled and 1779L for Quadtrac 500)
		1173L (1779L option for Quadtrac 450 and 500)	
CAB			
Volume (Size)	3.7 cu.m (132 cu.ft)		
Glass	8.18 sq.m (88.1 sq.ft)		
WEIGHTS			
Wheeled Models- Base Shipping Weight	17858kg		19885kg
Wheeled models Max Ballasted Weights	22453kg		25401kg
Rowtrac Models- Base Shipping Weight	22614kg		
Rowtrac Models- Max Ballasted Weight	27216kg		
Quadtrac Models- Base Shipping Weight	N/A	23416kg	
Quadtrac Models- Max Ballasted Weight	N/A	29030kg	

Note: CVTDrive transmission adds approx 700kg to base shipping weight.
*All wheeled Steigers have bar axles and all Quadtrac/Rowtrac Steigers have flanged axles.

SPECIFICATIONS	550 WHEELED / QUADTRAC	600 WHEELED / QUADTRAC
ENGINE		
Engine Type	Case IH FPT Tier 2 12.9L (787 cu.in.)	
Engine HP @Rated RPM	558	608
Maximum Engine HP	614	670
Rated RPM 2100 Peak Torque @ 1400RPM (Nm)	2636	2879
PTO HP	473	
ELECTRICAL		
Alternator/Battery/Battery Isolator	12V 240 amp / two 1,000 cranking amps / Yes	
Starting Power	24 Volt with solenoid switch	
TRANSMISSION/PTO		
Transmission (Standard/Optional)	Powerdrive full-powershift 16F/2R with 16 Hi (40kph)	
PTO- Optional	1000RPM- 1 3/4 in.shaft	
AXLES		
Axle Diameter	140mm (5.5in)	
Axle Bar Width (Wheeled)/Track Spacing (Quadtrac)*	3048mm (120 in)/ 2235mm (88 in)	
Wheelbase Wheeled / Quadtrac	3912mm (154 in)	
Automatic Differential Lock	Standard	
HYDRAULICS		
Remote Valves (Standard/Optional)	6 standard / up to 8 optional	
Case IH Twin Flow Pumps	427l/min	
DRAWBAR AND HITCH		
Drawbar Vertical Capacity for Wheeled and Quadtrac only	4990kg (optional 6804kg)	
Optional Linkage Type	Cat IV-N	
Optional Linkage Lift Capacity	8900kg (Quadtrac 8949kg)	
CAPACITIES		
Fuel Tank	1722L	1722L
	N/A	N/A
CAB		
Volume (Size)	3.7 cu.m (132 cu.ft)	
Glass	8.18 sq.m (88.1 sq.ft)	
WEIGHTS		
Wheeled Models- Base Shipping Weight	22602kg	
Wheeled models Max Ballasted Weights	29937kg	
Quadtrac Models- Base Shipping Weight	24042kg	
Quadtrac Models- Max Ballasted Weight	29030kg	

Note: CVTDrive transmission adds approx 700kg to base shipping weight.
*All wheeled Steigers have bar axles and all Quadtrac/Rowtrac Steigers have flanged axles.



    caseih.com

SAFETY NEVER HURTS![™] Always read the Operator's Manual before operating any equipment. Inspect equipment before using it, and be sure it is operating properly. Follow the product safety signs, and use any safety features provided. CNH Industrial Australia Pty Ltd reserves the right to make improvements in design and changes in specifications at any time without notice and without incurring any obligation to install them on units previously sold. Specifications, descriptions and illustrative material herein are as accurate as known at time of publication, but are subject to change without notice. Availability of some models and equipment builds varies according to the country in which the equipment is used. ©2020 CNH Industrial Australia Pty Ltd. All rights reserved. Case IH, its respective logos and the red, black and grey colour scheme, as well as corporate and product identity used herein, are trademarks of CNH Industrial N.V. and may not be used without permission. Case IH is a trademark registered in the United States and many other countries, owned by or licensed to CNH Industrial N.V., its subsidiaries or affiliates. Printed in Australia. www.caseih.com 20AUSAFSSTGR1

CASE IH
AGRICULTURE